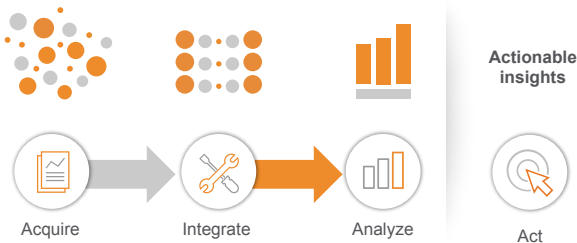


Benefits Analytic Manager



See the whole picture — and the important details, too. Optum® Benefits Analytic Manager with OptumIQ™ provides meaningful insights and actionable information to evaluate benefit utilization, understand trends and identify opportunities — all to inform and manage benefit strategy.



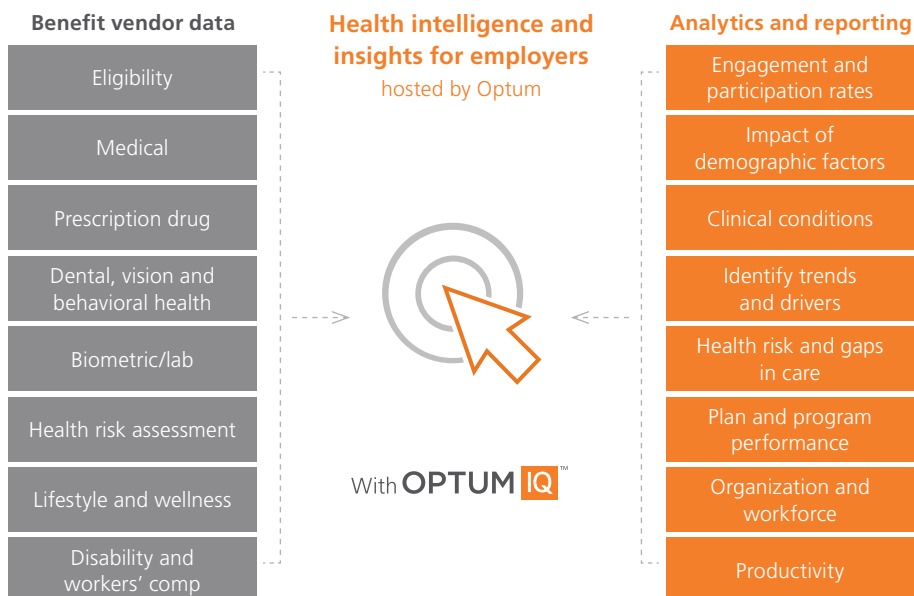
Today, managing population health and employee benefits go hand in hand with controlling costs. To succeed, you need reliable benefits data that is integrated and easy to understand through reporting and powerful analytic tools. Our Benefits Analytic Manager is a comprehensive solution that allows you to translate integrated health care data into actionable information so you can improve your employees' health and control costs.

This Optum solution provides insight into your benefit experience and employee productivity through our visual and interactive analytic platform. Featuring summary trend analysis and detailed data exploration, it can be personalized to your organization's unique data-reporting needs. Use it to make confident cost control and health management recommendations to get the most out of your benefit plans and programs.

OptumIQ™ powers intelligence across the health care system and is infused into Benefits Analytic Manager. It represents our unique combination of data, analytics and applied expertise.

Designed around commonly asked questions, this Optum solution makes it easy to find answers fast.

Cross-carrier curated data



Integrated health benefits and productivity data enable you to analyze clinical performance and financial trends. Compare your organization's results to our book-of-business norms, industry-peer benchmarks or previous performance. Dashboarding capabilities provide intuitive, easy-to-use reporting that eliminates redundancies. Gain insight into cost drivers, population health and opportunities for improving member health and productivity. Analytic insights from not only the data we receive on your behalf, but also the value-added enrichments we provide allow you to view traditional benefit data holistically, enabling you to truly understand what factors are driving cost and utilization trends.

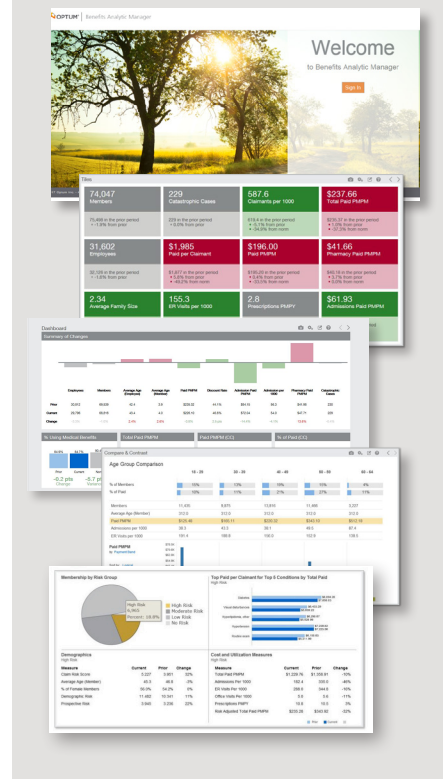
The insights from Benefits Analytic Manager and your client team allow you to:

- Clearly see patterns and trends
- Symmetry[®] analytic methodology results enable you to understand the conditions that your population has, their overall health risk and gaps in care resulting from not receiving services according to evidence-based treatment protocols.
- Include a range of benefit program data in an integrated view
- Access information with an easy-to-use, dynamic reporting and analytics platform
- Easily view and export information in a report-ready format.

Glean additional insights.

Our client teams have ready access to our advisors and consultants who can provide expert guidance and assist with your initiatives and goals.

Intuitive user interface



Take control of your information. To see a demo or to speak with us, please call **1-866-386-3409** or email us at engage@optum.com.



11000 Optum Circle, Eden Prairie, MN 55344

Optum[®] is a registered trademark of Optum, Inc. in the U.S. and other jurisdictions. All other brand or product names are trademarks or registered marks of their respective owners. Because we are continuously improving our products and services, Optum reserves the right to change specifications without prior notice. Optum is an equal opportunity employer.