



Optum Performance Analytics for Health and Human Services

The power of performance





Better insight for better outcomes

With any situation, knowing what happened, why it happened and how it impacts the future is useful. But that's not enough information to make a significant change in outcomes.

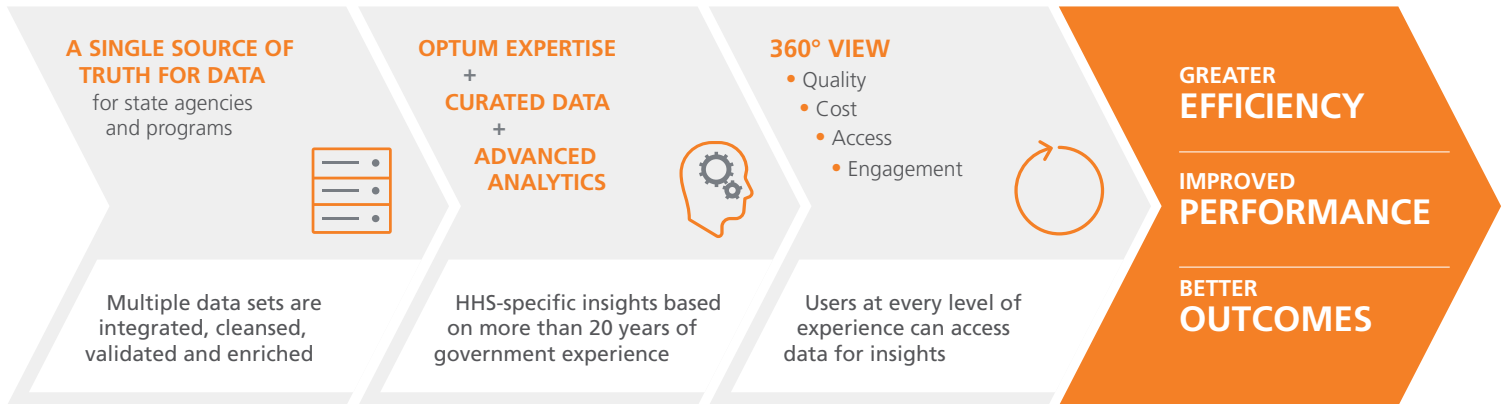
To do that, you need greater insight to predict and plan for the future. For Medicaid and Health and Human Services agencies, advanced analytics can help you validate and support your decisions and take action to improve program initiatives while meeting reform and regulatory change demands.

An enterprise analytic platform, Optum® Performance Analytics for Health and Human Services (OPA for HHS) weaves together data across HHS to:

- Provide **a complete and accurate picture** of an entire person and the enterprise
- Reveal opportunities for **improved performance and greater efficiency**
- Enable **a greater understanding** of your population, network, operations and the larger state ecosystem
- **Leverage predictive insights** through a comprehensive analytic and reporting solution

A lens for impact

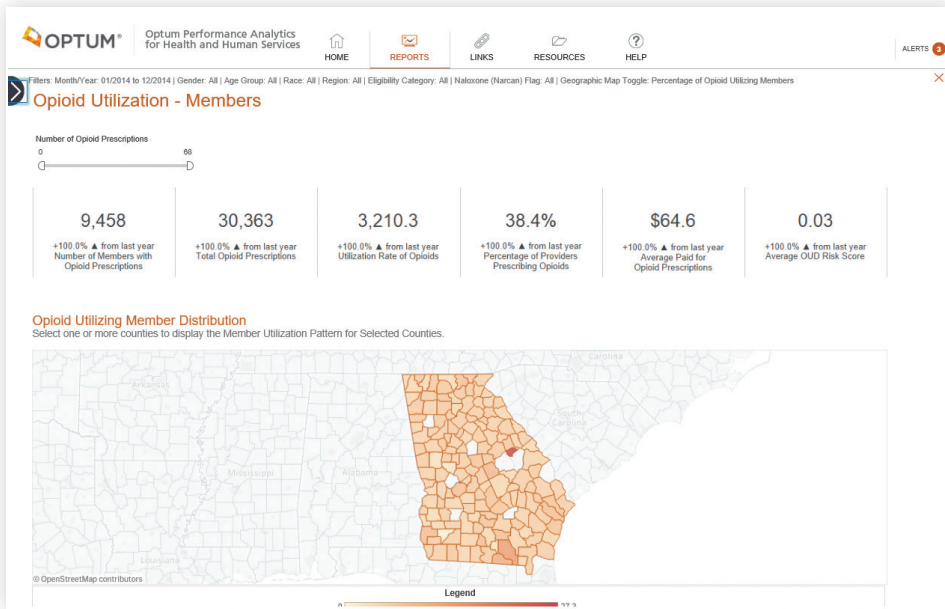
OPA for HHS brings together a diverse set of assets, giving you a lens for impact. A comprehensive view of your health and human service enterprise can reveal opportunities and patterns and uncover pockets of risk.



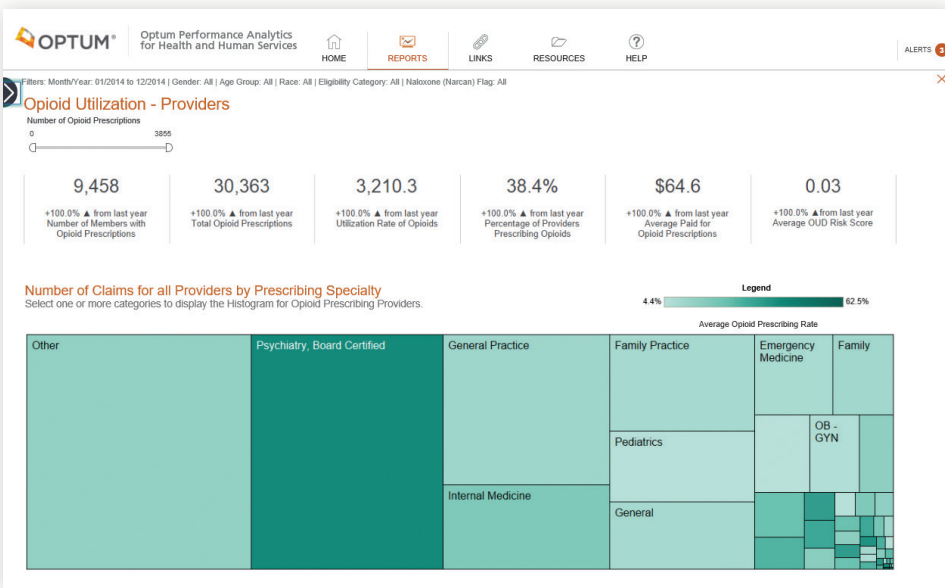
OPTUM IS A COLLABORATIVE PARTNER DEDICATED TO YOUR SUCCESS

- ✓ **A governance framework** ensures analytics policies and processes are in place.
- ✓ **Predictive analytics** help you plan for the future and **artificial intelligence** yields greater efficiencies around key policy areas, including opioids.
- ✓ **Extensive training** helps staff become proficient in the analytic method.
- ✓ **Users at every agency level** can have access to insights on analytic anomalies.
- ✓ The Optum Maturity Model provides an intentional process to advance your agency's **analytic maturity**.

- The solution **takes multiple data assets across HHS** and integrates, cleanses, validates and enriches them.
- **Data sets are blended** with curated data, predictive analytics and Optum HHS-specific experience.
- This provides **an integrated picture** of individuals and the enterprise that allows users at every level of experience to access data to gain insights.
- This can result in opportunities for **greater efficiency, improved performance and better outcomes** driven by a better understanding of your population, network, operations and the broader state ecosystem.
- The solution includes establishing a **governance framework** to manage policies and processes around your growing analytics competency.
- **Advanced analytics** — including predictive modeling to identify both risk and opportunities as well as machine learning to help automate and validate findings — can lead to greater efficiencies for opioids, long-term care and persistent pediatric asthma.
- **Extensive training** helps transition staff to a data-driven understanding of how citizens are accessing state and federal programs and allows agencies to respond quickly to Medicaid innovation, reform priorities and public health needs.
- Staff becomes more **proficient in the analytic process**, including how to ask the right questions to get the right results.



OPA for HHS includes opioid analytics (among many other types of analytics), allowing your agency to understand both member utilization and provider prescribing patterns. Drill down to the individual level to help identify opportunities to address the opioid use disorder epidemic.



Advancing your analytic maturity

Inspired by the American Public Human Services Association's (APHSA) work, the Optum six-step Maturity Model can move your analytics process forward, from wherever your agency currently is on the continuum.

The Maturity Model will help you understand where you are today, where you want to be in the future, and how to put the right tools, resources and people in place to get there.

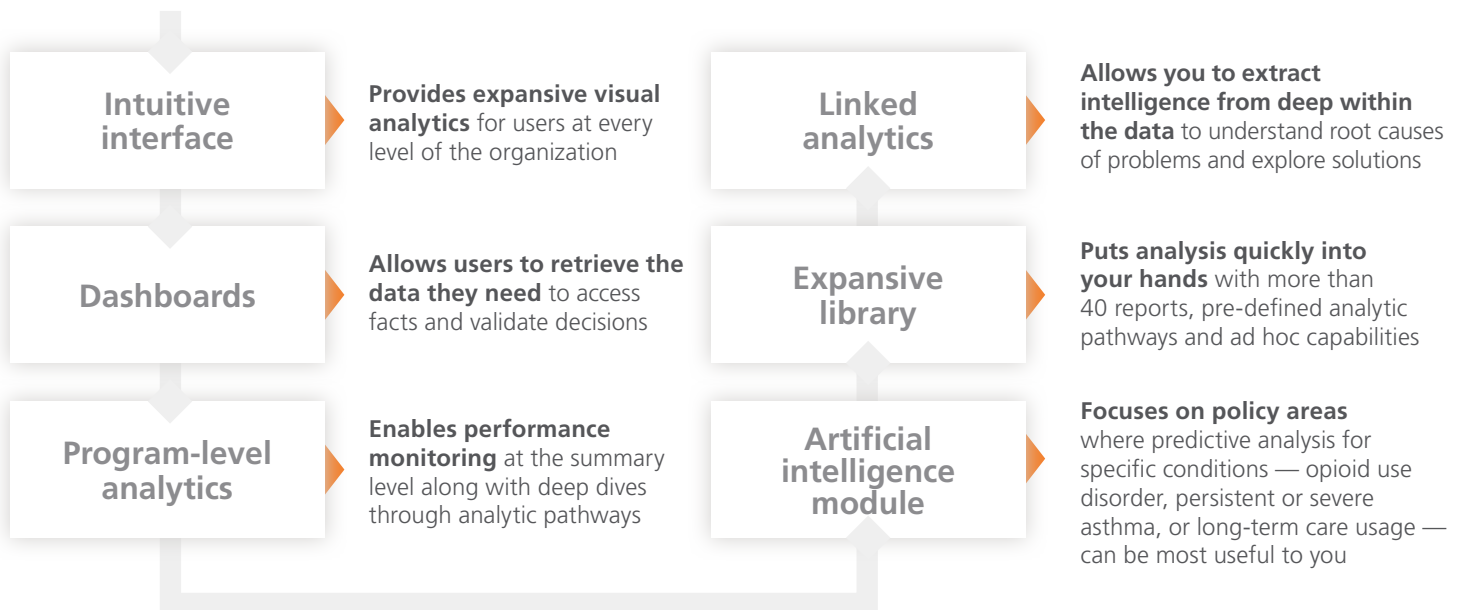
With this comprehensive solution, you can better understand:

- Policy change
- Opioid use
- Population analytics
- Clinical analytics
- Cost-driver analytics
- Enrollment monitoring
- Operational performance
- Gaps in care, patient experience, quality measures
- Risk analysis by condition
- Utilization analysis
- Provider and facility analytics



Driving toward targeted goals

A variety of features coalesce to provide a dynamic, intuitive analytics framework that allows users at all levels to access insights that drive toward targeted goals.



Optum is your trusted, experienced partner

Dedicated to helping state governments like yours succeed, Optum analytics and health management experts collaborate with you to advance your business strategies and improve program performance with analytics that support your business goals and agency mission.

For more than 20 years, Optum has worked across payer, provider, employer, life sciences and government sectors on projects similar in size and scope to yours, bringing best practices from the health care industry to state government. Today, we work with almost every state providing analytics, technology and health care services. We have expertise in integrating data from government agencies including

Medicaid, Health and Human Services, Public Health, the Department of Aging, Mental Health and Substance Use, Child Support, Corrections, Professional License, Worker's Compensation, Supplemental Security Income, Tax Data and more.

OPA for HHS fulfills the Centers for Medicare & Medicaid Services (CMS) conditions and standards that call for data, reports and performance information that further program evaluation, continuous improvement, transparency and accountability. OPA for HHS is Medicaid Information Technology Architecture (MITA) aligned, providing information that is timely, accurate and easily accessible.

38

STATES
use Optum
solutions driven by
our analytics

26,000+

ANALYTICS EXPERTS
are employed by Optum

1 in 4

MEDICAID RECIPIENTS' DATA
is touched by Optum
analytics capabilities

\$10 billion

The amount of financial
savings captured by states
using Optum analytics

1994

The year Optum started
working with the state of
Michigan on their analytics use

20+

The number of years
Optum has worked on
projects similar to yours



11000 Optum Circle, Eden Prairie, MN 55344

Optum® is a registered trademark of Optum, Inc. in the U.S. and other jurisdictions. All other brand or product names and trademarks or registered marks are the property of their respective owners. Because we are continuously improving our products and services, Optum reserves the right to change specifications without prior notice. Optum is an equal opportunity employer.

© 2018 Optum, Inc. All rights reserved. WF793785 08/18